



---

# SUPPLEMENTARY AGENDA

---

## HEALTH OVERVIEW & SCRUTINY PANEL

THURSDAY, 25 JANUARY 2024 AT 1.30 PM

## VIRTUAL REMOTE MEETING

Telephone enquiries to Lisa Gallacher, Local Democracy Officer 02392 834056  
Email: [lisa.gallacher@portsmouthcc.gov.uk](mailto:lisa.gallacher@portsmouthcc.gov.uk)

---

### Membership

Councillor Mark Jeffery (Chair)  
Councillor Leonie Oliver (Vice-Chair)

Councillor Matthew Atkins  
Councillor Stuart Brown  
Councillor Graham Heaney  
Councillor Judith Smyth  
Councillor David Evans

Councillor Ann Briggs  
Councillor Martin Pepper  
Councillor Julie Richardson  
Councillor Vivian Achwal  
vacancy

---

(NB This supplementary agenda should be retained for future reference with the main agenda and minutes of this meeting).

### SUPPLEMENTARY AGENDA

**5 Portsmouth Hospitals University Trust update (Pages 3 - 10)**

Penny Emerit, Chief Executive and Ann Thomas, Deputy Chief Nurse, will answer question on the attached report.

**The enclosed data originally marked on the agenda as to follow was published on 24 January 2024.**

This page is intentionally left blank



Page 3

Agenda Item 5

# HOSP Supporting information

**Working together** To drive excellence in care for our patients and communities



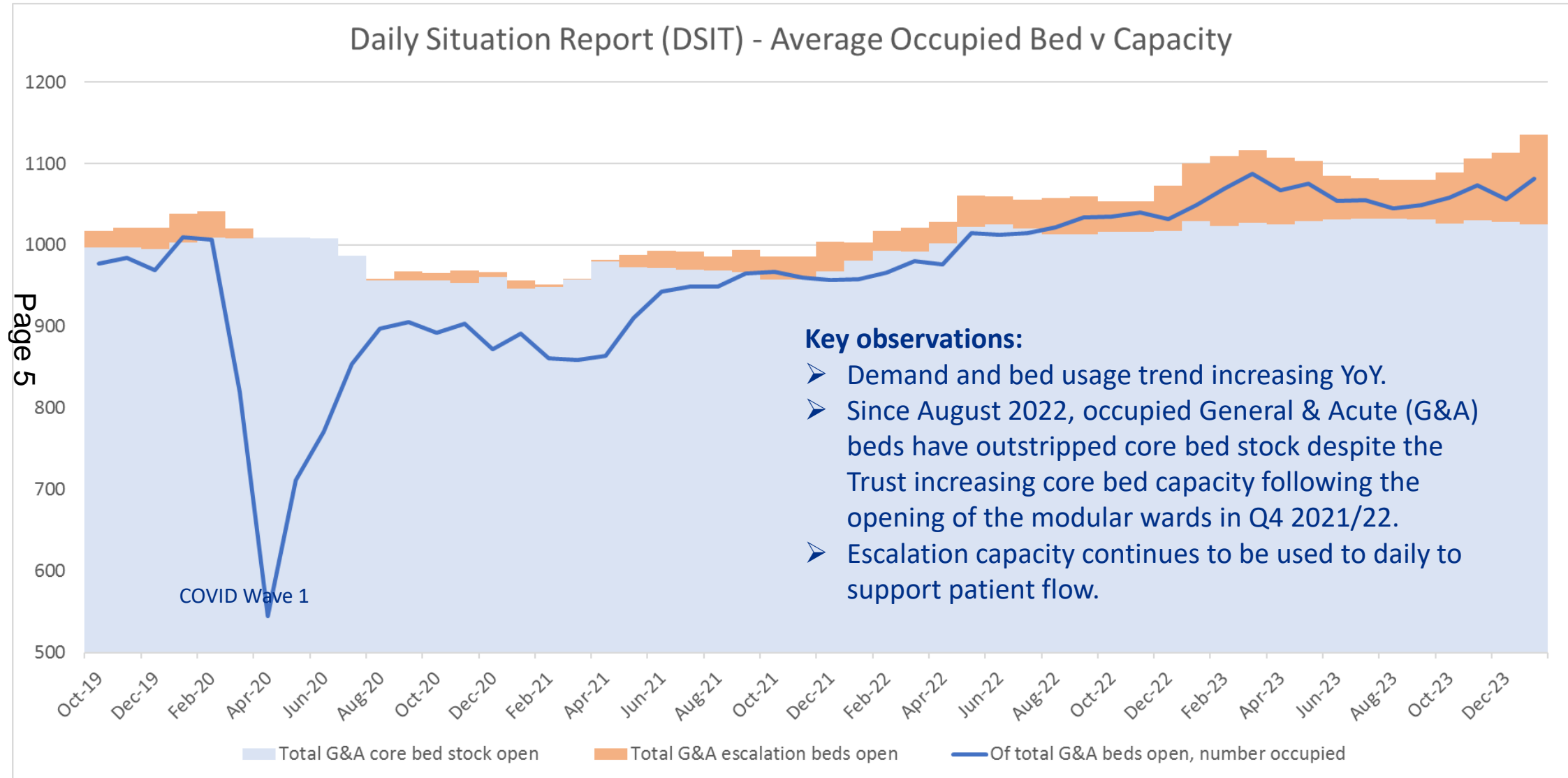
**Portsmouth Hospitals University**  
NHS Trust

24/01/24

## The data in this pack gives insight into how:

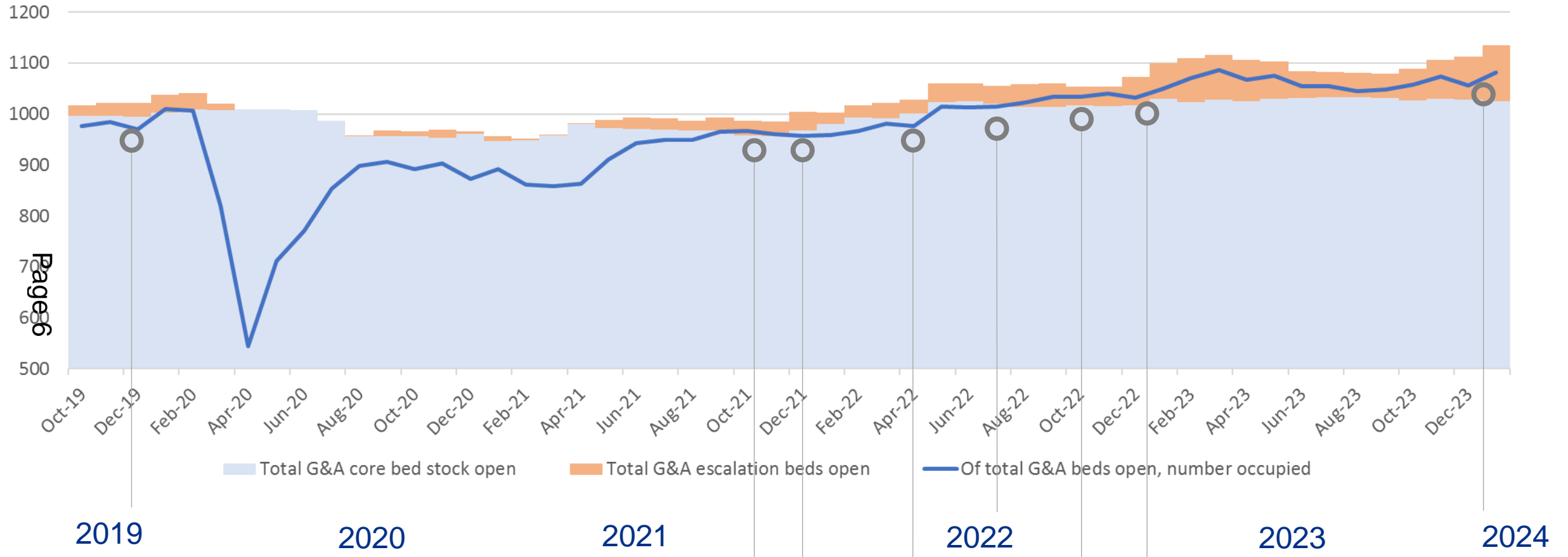
- Total General and Acute (G&A) beds which have increased over time.
- How the use of escalation and surge beds have increased.
- Total occupancy across the hospital which has increased consistently through the year.
- Within this data, how has this growth in occupancy aligned with demand and critical incidents being declared.

This graph shows the number of General and Acute beds which has grown over time



**How that growth has coincided with critical incidents:**

**DIST - Average Occupied Bed v Capacity**



**4 to 13 December**  
High levels of patients presenting at the ED, long delays for those patients to be seen and to be treated.

None recorded due to pandemic

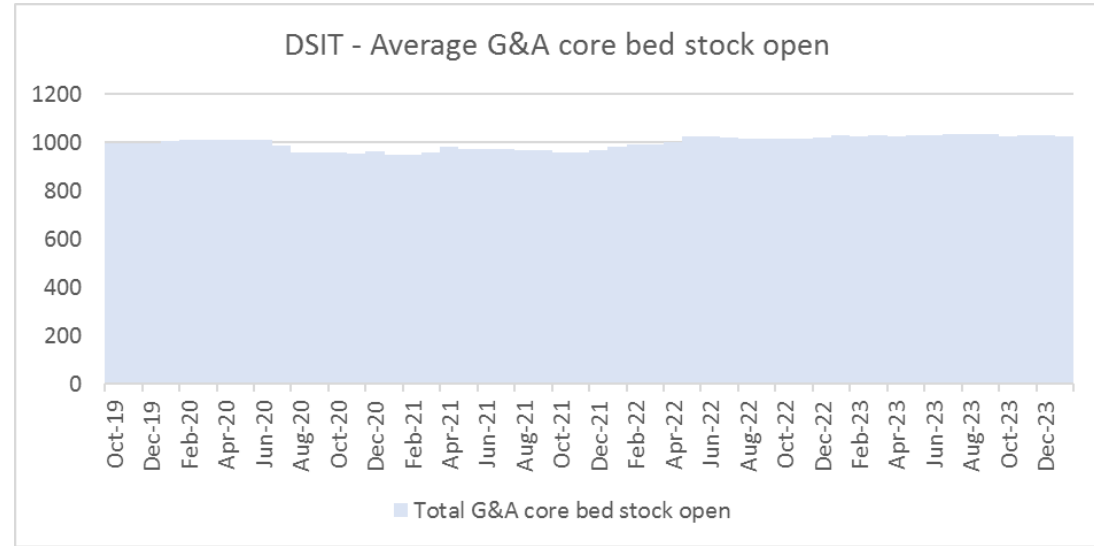
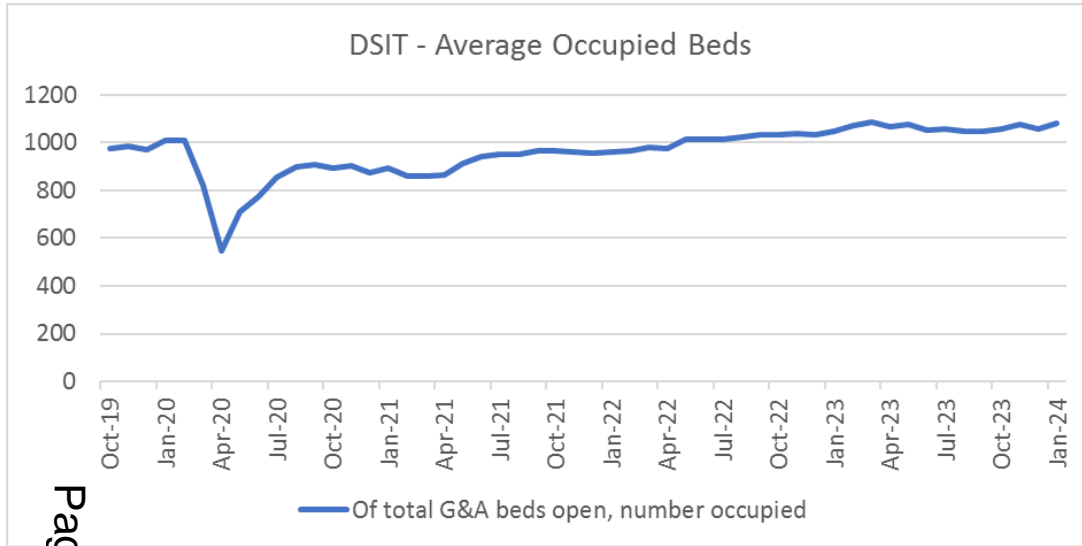
**30th Oct – 2nd Nov & 9th – 19th Dec**  
Ongoing pressures of high numbers of patients arriving in the Emergency Department, lack of patient flow within the hospital to support timely movements of those patients being admitted into wards, which led to Ambulances being held.

**6th – 8th Apr, Jul, 11th - 14th Oct & 20th Dec – 6th Jan 23**  
Demand on emergency services outstripping hospital capacity. System wide incident with extremely high demand for services across HIOW.

**1st – 10th Nov & 13th – 21st Dec**  
Both incidents in 2022 were called due to the demand on emergency services outstripping hospital capacity.

**3rd Jan - TBC**  
Emergency care demand following a known busy bank holiday period and high bed occupancy.

**Total occupancy:**



Page 7

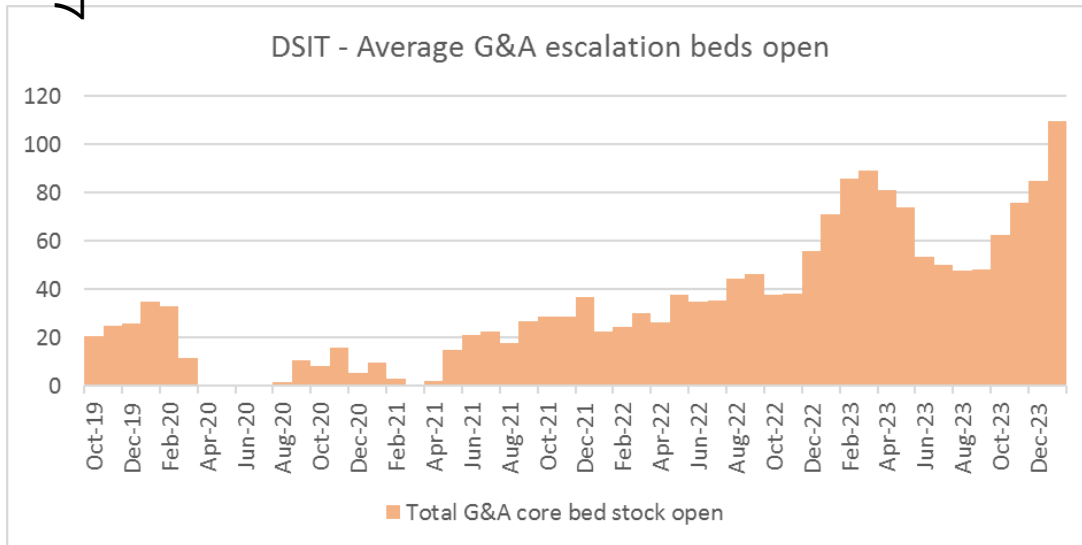
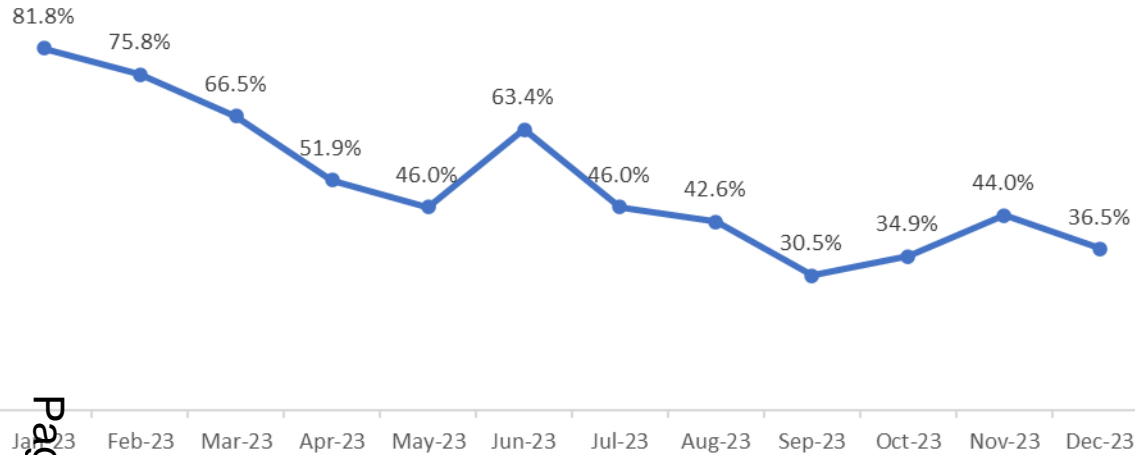


Table below compares January '20 (pre COVID) to January '24 (1<sup>st</sup> to 15<sup>th</sup>)

Measure	Jan-20	Jan-24	Change +/-
Total G&A core bed stock open*	1,003	1,026	+26 / +2%
Total G&A escalation beds open	35	110	+75 / +215%
<b>Total Beds Open</b>	<b>1,038</b>	<b>1,136</b>	<b>+98 / +9%</b>
Of total G&A beds open, number occupied	1,009	1,081	+72 / +7%

\* Excludes core beds closed due to Infection Prevention Control (IPC) measures.

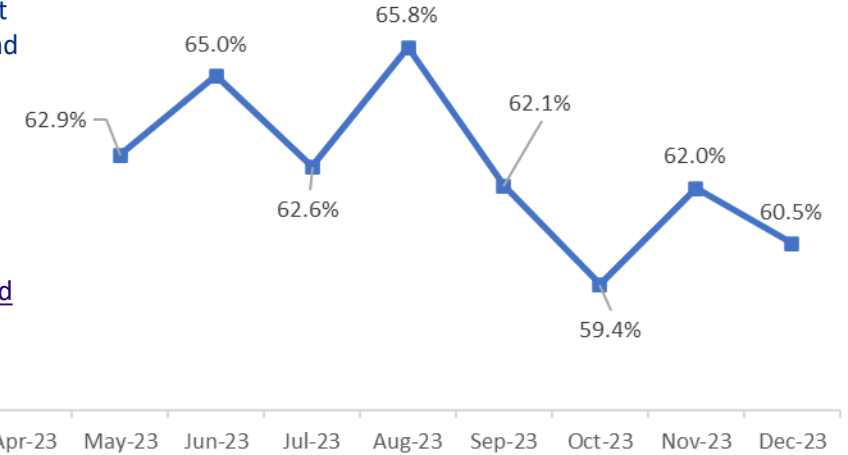
Percentage of patients arriving by ambulance handed over within 15 minutes



Trust 4 Hour Performance

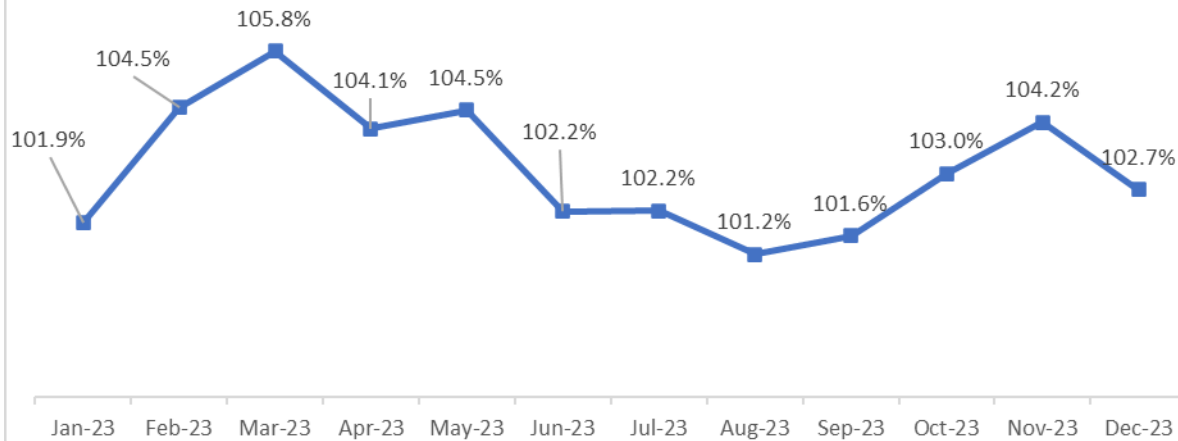
Prior to May-23, the Trust was part of the Urgent and Emergency Care Clinical Review of Standards. As such, the Trust was not subject to the four-hour standard.

[NHS England » Urgent and Emergency Care \(UEC\)](#)



Page 8

DIST - Trust Bed Occupancy - G&A Core Bed Stock (Excludes Escalation)



Period	Percentage of patients arriving by ambulance handed over within 15 minutes	Trust 4 Hour Performance	DIST - Trust Bed Occupancy (G&A Core Bed Stock)
Jan-23	81.8%		101.9%
Feb-23	75.8%		104.5%
Mar-23	66.5%		105.8%
Apr-23	51.9%		104.1%
May-23	46.0%	62.9%	104.5%
Jun-23	63.4%	65.0%	102.2%
Jul-23	46.0%	62.6%	102.2%
Aug-23	42.6%	65.8%	101.2%
Sep-23	30.5%	62.1%	101.6%
Oct-23	34.9%	59.4%	103.0%
Nov-23	44.0%	62.0%	104.2%
Dec-23	36.5%	60.5%	102.7%



**Working together** To drive excellence in care for our patients and communities

---

This page is intentionally left blank